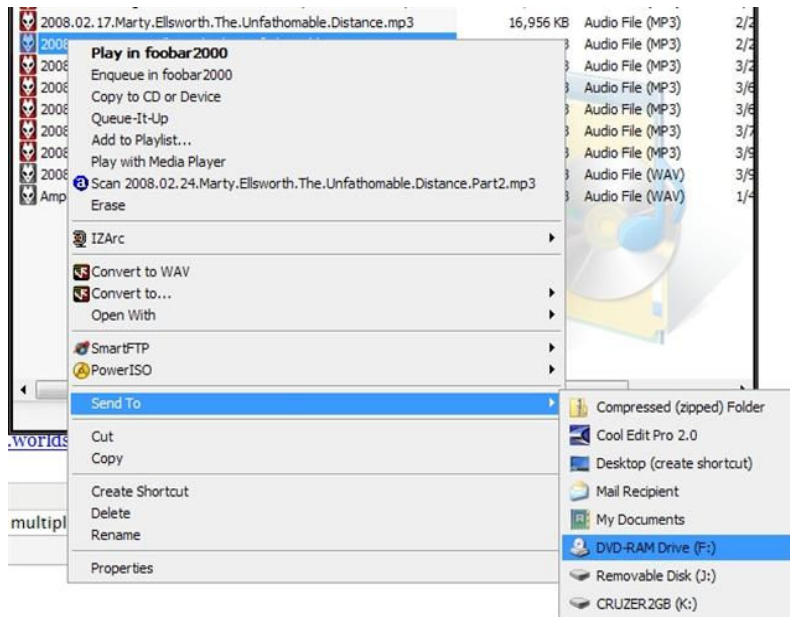


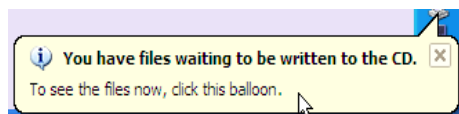
Luke2413.org - Sermon Audio Instructions

In addition to listening to the sermons online, there are download links of the sermon mp3 files for most sermons- just look for the green download arrows. This enables you to download those files so that you can listen to them on your mp3 player or if you have a CD burner, burn a data CD or audio CD of the sermon mp3s.

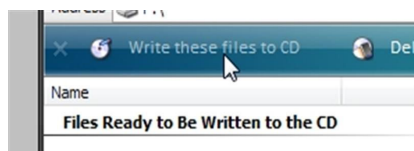
Instructions for Windows: If you have a CD burner and blank CDs, download the mp3 by right-clicking on the green download link and click 'Save Target As' in Internet Explorer or 'Save Link As' in Mozilla Firefox. Remember where you save these files. Go to those files and right-click on those files and select 'Send To' and then your CD Drive (it must be a CD or DVD burner).



After a few moments, you should get a pop-up saying you have files ready to be written to CD. Click on the pop-up.



Click on 'Write these files to CD' and follow the prompts to create either a data CD of the mp3s (700MB or over 30 sermons) or an audio CD (74 minutes or about 1 or 2 sermons). Data CDs of mp3s are playable in computers and in some home theater/stereos and in some car stereos. Audio CDs are playable in most CD players. This process only works for CDs, not DVDs.



For more detailed instructions, do a [google search](#).